

Name: \_\_\_\_\_

---

# WHEELS

---

## Key to Active Living Interest Badge

---


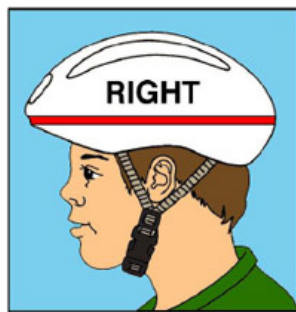


Why must people wear a helmet and other safety equipment when on a bike, scooter or roller blades?

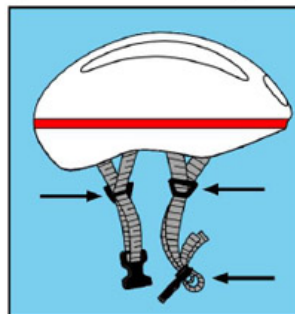
\_\_\_\_\_

\_\_\_\_\_

A lot of people wear their helmets the wrong way! Here is the proper way to wear a helmet.



Wear the helmet flat on the head, not tilted back at an angle!



Make sure the helmet fits snugly and does not obstruct the field of vision. Make sure the chin strap fits securely and that the buckle stays fastened.

Show that you wear your helmet the proper way. \_\_\_\_\_

*(Parent signature)*

Make sure your wheels and brakes are in good working condition on your bike, scooter or roller blades. \_\_\_\_\_

*(Parent signature)*

*(this badge sheet has two sides)*

Name: \_\_\_\_\_

Explain how to maintain and store your bike, scooter or roller blades.

---













---




---

Learn the road signs. Circle the right answers below.

	<ul style="list-style-type: none"> <li>o Deer dancing</li> <li>o Deer jumping</li> <li>o Deer crossing</li> </ul>		<ul style="list-style-type: none"> <li>o No turning back</li> <li>o No U-turns</li> <li>o No way out</li> </ul>
	<ul style="list-style-type: none"> <li>o Information</li> <li>o Ice cream stand ahead</li> <li>o Interstate</li> </ul>		<ul style="list-style-type: none"> <li>o Bend in the road</li> <li>o Drunk driver ahead</li> <li>o Slippery when wet</li> </ul>
	<ul style="list-style-type: none"> <li>o Ice cream sandwich</li> <li>o No entry</li> <li>o Alien landing zone</li> </ul>		<ul style="list-style-type: none"> <li>o Stop</li> <li>o Slow down</li> <li>o Stop honking</li> </ul>
	<ul style="list-style-type: none"> <li>o Do not drop of passengers</li> <li>o Restricted to persons with a 'P' in their name</li> <li>o No Parking</li> </ul>		<ul style="list-style-type: none"> <li>o Use your cell phone</li> <li>o Call home</li> <li>o Telephone</li> </ul>
	<ul style="list-style-type: none"> <li>o Time for resting and relaxing</li> <li>o Rock and roll</li> <li>o Railroad crossing</li> </ul>		<ul style="list-style-type: none"> <li>o Mother walking children</li> <li>o School Crossing</li> <li>o Parental guidance</li> </ul>

In a safe area, such as a playground, show how you can start, stop and move smoothly.

Show your hand signals and shoulder checking. \_\_\_\_\_



(this badge sheet has two sides)