

Name: _____

COMMUNICATION IS WHERE IT'S @

Key to STEM Interest Badge







What are some ways you communicate with people near and far?

Near





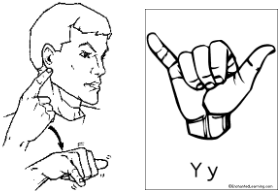
Far

☐ Learn American Sign Language for the song "Make New Friends".

MAKE		Put your fists one on top of the other and use a twisting movement. Do the movement twice. The hands "stay" in contact with each other.
NEW		The back of one hand skims along the palm of the other hand.
FRIENDS		The sign for "friend" interlocks the index fingers twice. The right and left hands are interlocked at the index fingers. The hands separate, change their relative positions, and come together again as before.
BUT		We do not sign "but".
KEEP		Use a single motion. Both hands form the "K" sign. The right hand moves to the left hand.

(this badge sheet has 2 double-sided pages)

Name: _____

THE	We do not sign "the".
OLD 	The right hand grasps an imaginary beard at the chin and pulls it downward.
ONE 	Hold up your index finger.
IS	We do not sign "is".
SILVER 	Make the sign for "silver" by placing your index finger on or near your ear. As you move your hand away from your ear, form a fist. End with a very small shake.
AND THE	We do not sign "and the"
OTHER 	Make your right hand into a fist with your thumb pointed up. Make an arcing motion to the right.
GOLD 	To do the sign for "gold" point your index finger at your ear lobe and then move your hand away from your ear as you change the handshape into the letter "y." End with a very small shake.

☐ Create a secret language and use it to communicate. _____

(Parent signature)

What are some words in your language?

English word


secret language word

(this badge sheet has 2 double-sided pages)

Name: _____

Think of an animal and describe it without saying what it is:

Ask someone else to draw this animal below using your description:



Who drew this picture? _____

Name: _____

Using a mirror, write a message backwards below.

- ☐ Write a message on a friend's back with your finger. Ask them to guess what you wrote.

What message did you write?

What did your friend think you wrote?
